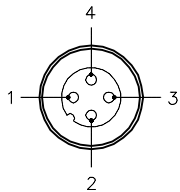


MALE END VIEW

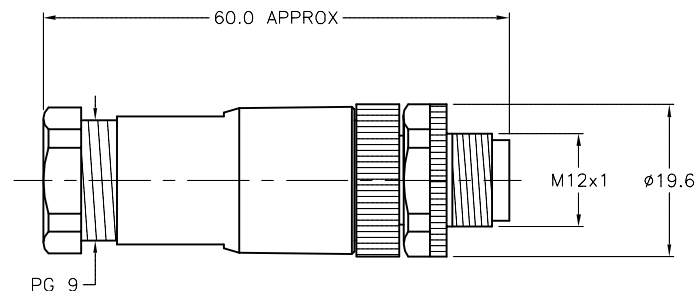


- 1 = BROWN (+ VOLTAGE)
- 2 = N/C
- 3 = BLUE (- VOLTAGE)
- 4 = N/C




SPECIFICATIONS

HOUSING MATERIAL/PLATING	NYLON/BLACK
CONTACT MATERIAL/PLATING	BRASS/GOLD
COUPLING NUT MATERIAL/PLATING	BRASS/NICKEL
RATED CURRENT [A]	4.0 A
RATED VOLTAGE [V]	250 V
MAXIMUM WIRE SIZE	18 AWG
CABLE GRIP RANGE	6-8mm
TEMPERATURE RATING	-40°C to +85°C (-40°F to +185°F)
PROTECTION CLASS	IEC IP67
TERMINATION TYPE	SCREW TERMINAL



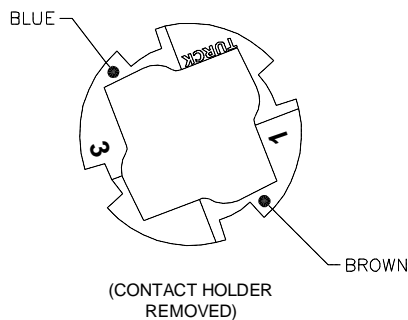
DETAIL "A"

WIRE SIDE VIEW OF CONTACT HOLDER TO SHOW LABEL DETAILS



(SCALE 2:1)

LABEL DETAIL



SOURCE DRAWING - FOR REFERENCE ONLY

RELATED DOCUMENTS 1. 2. 3. 4.	3RD ANGLE PROJECTION 	THIS DRAWING IS CONFIDENTIAL AND THE PROPERTY OF TURCK INC. USE OF THIS DOCUMENT WITHOUT WRITTEN PERMISSION IS PROHIBITED.		3000 CAMPUS DRIVE MINNEAPOLIS, MN 55441 1-800-544-7769 (763) 553-7300 (763) 553-0708 fax www.turck.us	
	MATERIAL SEE SPECIFICATIONS	DRFT RDS APVD	DATE 05/16/08 SCALE 1=1.0	DESCRIPTION BS 8141-0/PG 9/ASI	
FINISH SEE SPECIFICATIONS	UNIT OF MEASUREMENT <b>MILLIMETERS</b>	CONTACT TURCK FOR MORE INFORMATION		IDENTIFICATION NO. U2-13621	REV B
DO NOT SCALE THIS DRAWING		FILE: U2-13621		SHEET 1 OF 1	

B	UPDATED LOWER TEMPERATURE RANGE	ER	09/27/18	66837
REV	DESCRIPTION	BY	DATE	ECO NO.